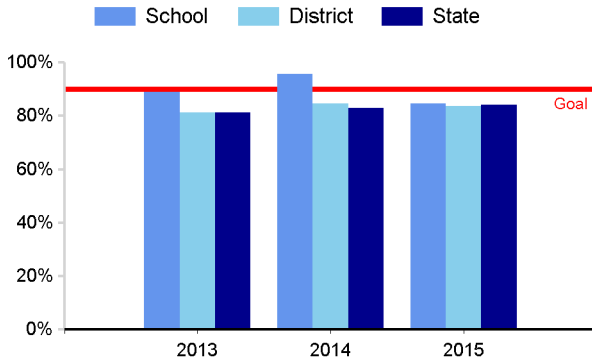


MONTICELLO HIGH

SAN JUAN DISTRICT

Grades 10-12 School Year 2015-2016

Graduation Rate



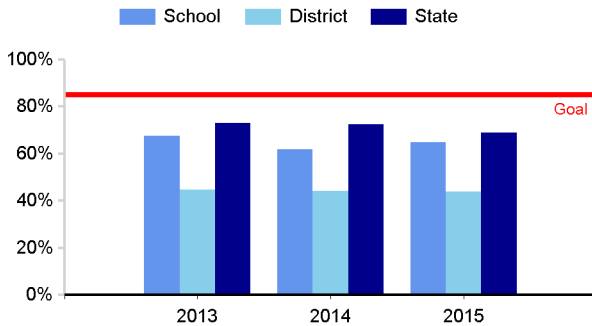
College Credit Earned

Percent of students enrolled in a minimum of 1.0 credit for grades 11 or 12

Concurrent Enrollment	33%
Advanced Placement	0%
CTE Courses	94%
International Baccalaureate	0%

85% of 11th and 12th grade students earned at least three credits in the college and career ready courses above.

ACT Scores



Percentage of students with ACT composite of 18 or higher
Prior to 2014, full participation in the ACT was elective in portions of the state

School Demographics

Enrollment	124
Race/Ethnic Minority	21%
English Learners	<10%
Low Socio-Economic	100%
Students With Disabilities	18%
Chronic Absenteeism	11%
Mobility	32%

Academic Performance

Grade Span Tested: 10-12

Percent Proficient

SAGE Language Arts (ELA)	54%
SAGE Math	48%
SAGE Science	52%

Student Group Percent Proficient

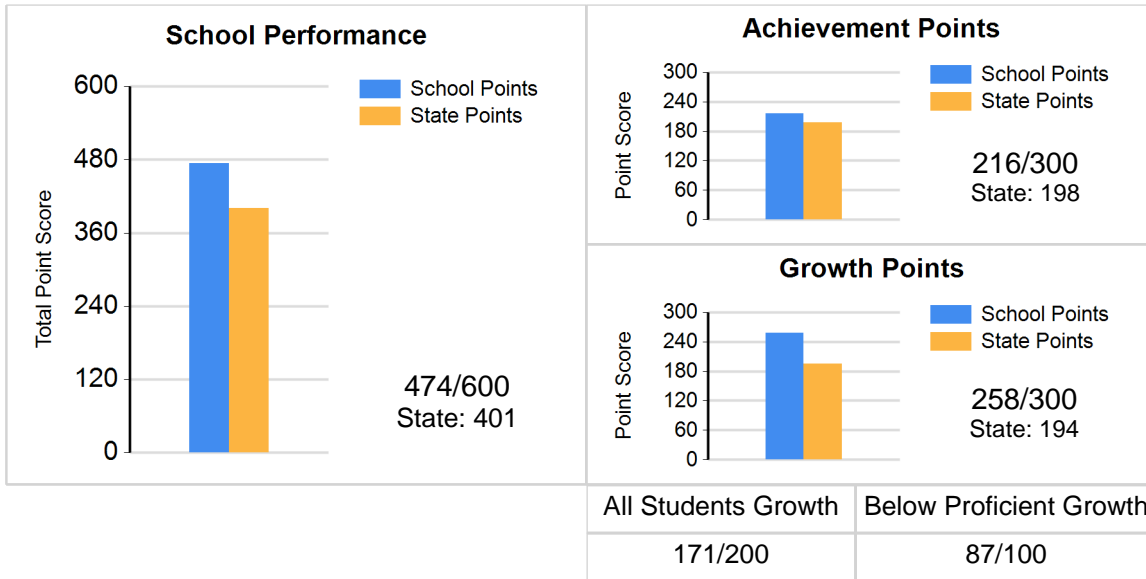
	ELA	Math	Science
Race/Ethnic Minority	33%	n<10	n<10
English Learners	n<10	n<10	n<10
Low Socio-Economic	54%	48%	52%
Students With Disabilities	<10%	n<10	n<10

School Snapshot

High School

Monticello High School: Rising to a higher standard by focusing on quality academic instruction for our students in grades 7-12.

MONTICELLO HIGH



All Students Growth	Below Proficient Growth
171/200	87/100

Participation Rate	
All Students	Below Proficient
97%	96%

College and Career Readiness	
Graduation Rate	Graduation Points
85%	127/150

	All Students Growth			Below Proficient Growth			Proficiency			
	MGP	# of Tests	Points	MGP	# of Tests	Points	Prof Rate	# of Tests	Points	Points Possible
English Language Arts	74.50	200	200	75.00	126	100	53.02 %	215	27	50
Math	61.00	155	166	66.00	64	93	65.22 %	161	33	50
Science	55.50	164	146	53.50	70	69	58.14 %	172	29	50
	Average		171	Average		87	Sum		89	

* Of the tests that were expected to be taken, 2% were not taken due to parental exclusion. These expected tests were included in participation rates but excluded from proficiency rates.

	All Students MGP			Below Proficient MGP			Proficiency		
	School	LEA	State	School	LEA	State	School	LEA	State
10th Grade Language Arts	79.00	63.00	50.00	83.00	63.00	50.00	58%	32%	46%
11th Grade Language Arts	72.00	62.00	51.00	72.00	62.50	51.00	50%	21%	39%
7th Grade Language Arts	74.00	54.00	50.00	74.00	54.00	50.00	45%	25%	45%
8th Grade Language Arts	74.00	67.00	50.00	75.00	66.00	51.00	51%	33%	43%
9th Grade Language Arts	75.00	63.50	50.00	75.00	63.00	50.00	63%	27%	42%
7th Grade Math	70.00	60.00	50.00	82.00	63.00	50.00	65%	36%	49%
8th Grade Math	72.50	65.00	50.00	66.00	63.00	50.00	65%	37%	46%
Secondary Math I	45.50	50.50	51.00	60.50	50.00	50.00	79%	31%	43%
Secondary Math II	36.50	55.00	51.00	40.50	63.00	50.00	48%	25%	39%
Secondary Math III		59.00	50.00		55.00	50.00		24%	48%
7th Grade Science	60.00	52.50	50.00	62.50	48.00	50.00	55%	32%	48%
8th Grade Science	62.50	62.00	50.00	51.00	58.00	50.00	55%	38%	50%
Biology	45.00	44.00	51.00	50.00	49.00	51.00	50%	21%	45%
Chemistry		63.00	50.00			50.00		72%	52%
Earth Science	36.00	52.00	50.00		59.00	50.00	76%	38%	46%

MONTICELLO HIGH

		Whole School	Ethnicity							Economically Disadvantaged	Gender		Disability Status		Other	
			Asian	AFAm/Black	White	Hispanic/Latino	American Indian	Pacific Islander	Multiple Races		Female	Male	Students With Disabilities	Students With Disabilities (Accommodated)	English Learner	Migrant
English Language Arts	AS Growth MGP	74.50			75.00	73.00	67.00			74.50	79.00	72.00	69.00			
	BP Growth MGP	75.00			75.00	72.00	69.00			75.00	78.50	73.00	69.00			
	% Proficient	53%			58%	28%	27%			53%	60%	48%	<10%			<10%
10th Grade Language Arts	AS Growth MGP	79.00			82.00					79.00	84.00	72.00				
	BP Growth MGP	83.00			84.00					83.00	84.00	71.00				
	% Proficient	58%			63%					58%	63%	53%				
11th Grade Language Arts	AS Growth MGP	72.00			68.00					72.00	79.00	62.50				
	BP Growth MGP	72.00			70.00					72.00						
	% Proficient	50%			55%					50%	63%	41%				
7th Grade Language Arts	AS Growth MGP	74.00			72.50					74.00	82.00	68.00				
	BP Growth MGP	74.00			71.00					74.00	79.00	72.00				
	% Proficient	45%			50%					45%	47%	44%				
8th Grade Language Arts	AS Growth MGP	74.00			75.50					74.00	81.00	71.50				
	BP Growth MGP	75.00			76.50					75.00	81.50	70.00				
	% Proficient	51%			60%					51%	55%	48%				
9th Grade Language Arts	AS Growth MGP	75.00			75.00					75.00	72.00	78.00				
	BP Growth MGP	75.00			75.00					75.00		84.00				
	% Proficient	63%			65%					63%	72%	57%				
Mathematics	AS Growth MGP	61.00			62.00	46.00				61.00	62.50	59.00				
	BP Growth MGP	66.00			66.00					66.00	66.50	66.00				
	% Proficient	65%			69%	23%				65%	58%	71%				
7th Grade Math	AS Growth MGP	70.00			73.00					70.00	63.00	76.00				
	BP Growth MGP	82.00			82.00					82.00	64.50	89.00				
	% Proficient	65%			69%					65%	47%	77%				
8th Grade Math	AS Growth MGP	72.50			74.50					72.50	85.50	64.50				
	BP Growth MGP	66.00								66.00						
	% Proficient	65%			74%					65%	71%	61%				
Secondary Math I	AS Growth MGP	45.50			45.50					45.50	49.00	43.00				
	BP Growth MGP	60.50								60.50						
	% Proficient	79%			82%					79%	71%	86%				
Secondary Math II	AS Growth MGP	36.50			40.00					36.50	28.50	40.50				
	BP Growth MGP	40.50			40.50					40.50						
	% Proficient	48%			50%					48%	47%	50%				
Secondary Math III	AS Growth MGP															
	BP Growth MGP															
	% Proficient															

MONTICELLO HIGH

Science	AS Growth MGP	55.50		53.00	66.00	59.00		55.50	58.00	53.00	46.00			
	BP Growth MGP	53.50		46.50	66.00			53.50	63.00	44.00	46.00			
	% Proficient	58%		64%	21%	33%		58%	49%	65%	20%			
7th Grade Science	AS Growth MGP	60.00		54.00				60.00	75.00	52.50				
	BP Growth MGP	62.50		58.00				62.50	76.00	44.00				
	% Proficient	55%		59%				55%	42%	63%				
8th Grade Science	AS Growth MGP	62.50		63.00				62.50	53.00	67.50				
	BP Growth MGP	51.00		56.00				51.00	51.00	54.00				
	% Proficient	55%		63%				55%	40%	67%				
Biology	AS Growth MGP	45.00		40.50				45.00	61.00	41.00				
	BP Growth MGP	50.00		38.00				50.00						
	% Proficient	50%		55%				50%	47%	53%				
Chemistry	AS Growth MGP													
	BP Growth MGP													
	% Proficient													
Earth Science	AS Growth MGP	36.00		27.50				36.00	35.50	37.50				
	BP Growth MGP													
	% Proficient	76%		77%				76%	77%	75%				