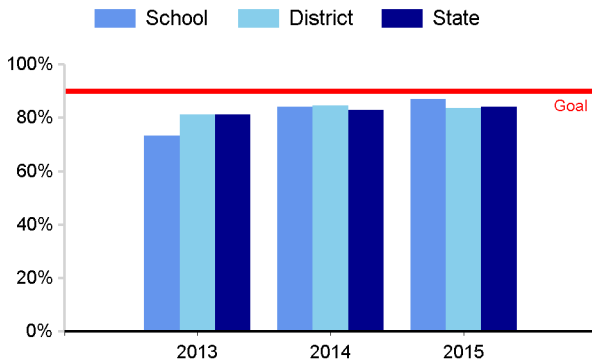


MONUMENT VALLEY HIGH

SAN JUAN DISTRICT

Grades 10-12 School Year 2015-2016

Graduation Rate



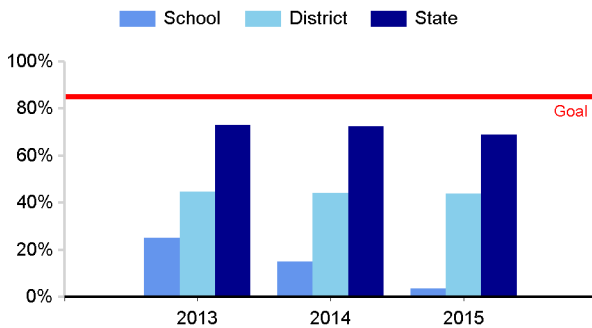
College Credit Earned

Percent of students enrolled in a minimum of 1.0 credit for grades 11 or 12

Concurrent Enrollment	0%
Advanced Placement	0%
CTE Courses	100%
International Baccalaureate	0%

89% of 11th and 12th grade students earned at least three credits in the college and career ready courses above.

ACT Scores



Percentage of students with ACT composite of 18 or higher
Prior to 2014, full participation in the ACT was elective in portions of the state

School Demographics

Enrollment	106
Race/Ethnic Minority	95%
English Learners	37%
Low Socio-Economic	100%
Students With Disabilities	16%
Chronic Absenteeism	32%
Mobility	38%

Academic Performance

Grade Span Tested: 10-12

Percent Proficient

SAGE Language Arts (ELA)	15%
SAGE Math	<10%
SAGE Science	<10%

Student Group Percent Proficient

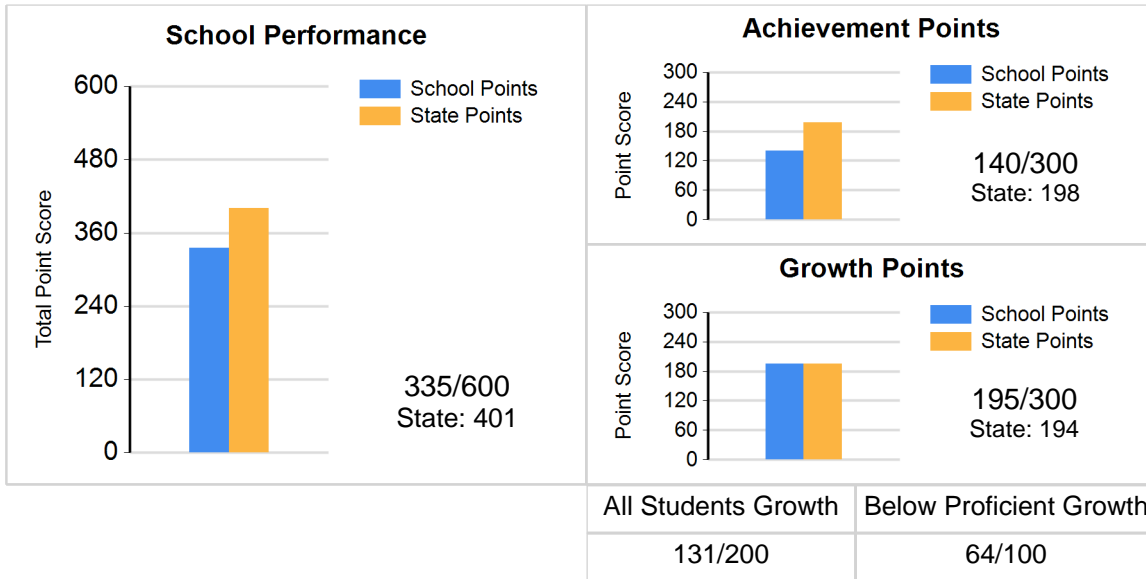
	ELA	Math	Science
Race/Ethnic Minority	<10%	<10%	<10%
English Learners	<10%	<10%	<10%
Low Socio-Economic	15%	<10%	<10%
Students With Disabilities	n<10	n<10	n<10

School Snapshot

High School

Monument Valley HS is located inside the boundaries of the Navajo Nation. Despite challenges of high poverty and remote location, students have many strengths including a rich cultural heritage and a deep love for their families and community.

MONUMENT VALLEY HIGH



Participation Rate	
All Students	Below Proficient
100%	100%

College and Career Readiness	
Graduation Rate	Graduation Points
87%	131/150

	All Students Growth			Below Proficient Growth			Proficiency			
	MGP	# of Tests	Points	MGP	# of Tests	Points	Prof Rate	# of Tests	Points	Points Possible
English Language Arts	62.50	146	172	62.00	140	85	<10%	171	4	50
Math	48.00	133	118	47.50	128	58	<10%	162	2	50
Science	44.00	113	103	43.00	106	49	<10%	161	3	50
	Average		131	Average		64	Sum		9	

* Of the tests that were expected to be taken, 0% were not taken due to parental exclusion. These expected tests were included in participation rates but excluded from proficiency rates.

	All Students MGP			Below Proficient MGP			Proficiency		
	School	LEA	State	School	LEA	State	School	LEA	State
10th Grade Language Arts	76.50	63.00	50.00	76.00	63.00	50.00	20%	32%	46%
11th Grade Language Arts	71.00	62.00	51.00	70.00	62.50	51.00	10%	21%	39%
7th Grade Language Arts	50.00	54.00	50.00	50.00	54.00	50.00	<10%	25%	45%
8th Grade Language Arts	54.00	67.00	50.00	54.00	66.00	51.00	<10%	33%	43%
9th Grade Language Arts	71.00	63.50	50.00	73.00	63.00	50.00	<10%	27%	42%
7th Grade Math	53.00	60.00	50.00	53.00	63.00	50.00	<10%	36%	49%
8th Grade Math	45.00	65.00	50.00	43.00	63.00	50.00	<10%	37%	46%
Secondary Math I	51.50	50.50	51.00	50.00	50.00	50.00	<10%	31%	43%
Secondary Math II	33.50	55.00	51.00	34.00	63.00	50.00	<10%	25%	39%
Secondary Math III	42.00	59.00	50.00	42.00	55.00	50.00	<10%	24%	48%
7th Grade Science	33.00	52.50	50.00	33.00	48.00	50.00	<10%	32%	48%
8th Grade Science	58.00	62.00	50.00	58.00	58.00	50.00	<10%	38%	50%
Biology	60.50	44.00	51.00	65.00	49.00	51.00	<10%	21%	45%
Earth Science	48.00	52.00	50.00	48.00	59.00	50.00	12%	38%	46%
Physics		44.00	50.00		43.00	50.00	<10%	14%	50%

MONUMENT VALLEY HIGH

		Whole School	Ethnicity							Economically Disadvantaged	Gender		Disability Status		Other	
			Asian	AFAm/Black	White	Hispanic/Latino	American Indian	Pacific Islander	Multiple Races		Female	Male	Students With Disabilities	Students With Disabilities (Accommodated)	English Learner	Migrant
English Language Arts	AS Growth MGP	62.50						62.00			62.50	62.00	65.00	48.00		63.00
	BP Growth MGP	62.00						62.00			62.00	61.00	65.00	48.00		63.00
	% Proficient	<10%					<10%			<10%	10%	<10%	<10%		<10%	
10th Grade Language Arts	AS Growth MGP	76.50						76.00			76.50	76.00	77.00			
	BP Growth MGP	76.00						76.00			76.00	73.00	77.00			
	% Proficient	20%						14%			20%	24%	15%			
11th Grade Language Arts	AS Growth MGP	71.00						70.00			71.00	69.00				69.00
	BP Growth MGP	70.00						70.00			70.00	68.00				69.00
	% Proficient	10%					<10%			10%	11%	<10%			<10%	
7th Grade Language Arts	AS Growth MGP	50.00						50.00			50.00	44.00	59.00			55.00
	BP Growth MGP	50.00						50.00			50.00	44.00	59.00			55.00
	% Proficient	<10%					<10%			<10%	<10%	<10%			<10%	
8th Grade Language Arts	AS Growth MGP	54.00						54.50			54.00	55.00	31.00			54.00
	BP Growth MGP	54.00						54.50			54.00	55.00	31.00			54.00
	% Proficient	<10%					<10%			<10%	<10%	<10%			<10%	
9th Grade Language Arts	AS Growth MGP	71.00						71.00			71.00	72.00	71.00			76.50
	BP Growth MGP	73.00						73.00			73.00	72.00	73.00			76.50
	% Proficient	<10%					<10%			<10%	<10%	<10%			<10%	
Mathematics	AS Growth MGP	48.00						48.00			48.00	49.00	47.00	37.00		47.00
	BP Growth MGP	47.50						48.00			47.50	49.00	47.00	37.00		47.50
	% Proficient	<10%					<10%			<10%	<10%	<10%	<10%		<10%	
7th Grade Math	AS Growth MGP	53.00						53.00			53.00	53.00	52.00			49.50
	BP Growth MGP	53.00						53.00			53.00	53.00	52.00			49.50
	% Proficient	<10%					<10%			<10%	<10%	<10%			<10%	
8th Grade Math	AS Growth MGP	45.00						47.00			45.00	55.00	38.00			41.00
	BP Growth MGP	43.00						45.00			43.00	53.50	38.00			41.00
	% Proficient	<10%					<10%			<10%	<10%	<10%			<10%	
Secondary Math I	AS Growth MGP	51.50						51.50			51.50	53.00	50.00			53.00
	BP Growth MGP	50.00						50.00			50.00	49.00	50.00			53.00
	% Proficient	<10%					<10%			<10%	<10%	10%			<10%	
Secondary Math II	AS Growth MGP	33.50						33.00			33.50	33.00	40.50			
	BP Growth MGP	34.00						34.00			34.00	33.00	40.50			
	% Proficient	<10%					<10%			<10%	<10%	<10%				
Secondary Math III	AS Growth MGP	42.00						42.00			42.00	46.00				
	BP Growth MGP	42.00						42.00			42.00	46.00				
	% Proficient	<10%														

MONUMENT VALLEY HIGH

Science	AS Growth MGP	44.00				42.00			44.00	47.00	42.00	46.00		39.00
	BP Growth MGP	43.00				42.00			43.00	48.00	42.00	46.00		39.00
	% Proficient	<10%				<10%			<10%	<10%	<10%	<10%		<10%
7th Grade Science	AS Growth MGP	33.00				33.00			33.00	39.00	30.50			33.50
	BP Growth MGP	33.00				33.00			33.00	38.00	30.00			33.00
	% Proficient	<10%				<10%			<10%	12%	<10%			<10%
8th Grade Science	AS Growth MGP	58.00				53.50			58.00	62.00	44.00			48.00
	BP Growth MGP	58.00				53.50			58.00	62.00	44.00			48.00
	% Proficient	<10%				<10%			<10%	<10%	<10%			<10%
Biology	AS Growth MGP	60.50				60.00			60.50	60.50	61.50			
	BP Growth MGP	65.00				65.00			65.00	63.00				
	% Proficient	<10%				<10%			<10%	<10%	<10%			
Earth Science	AS Growth MGP	48.00				48.00			48.00		71.00			45.00
	BP Growth MGP	48.00				48.00			48.00		71.00			45.00
	% Proficient	12%				12%			12%	<10%	19%			<10%
Physics	AS Growth MGP													
	BP Growth MGP													
	% Proficient	<10%												